

ALBUQUERQUE TALENT DEVELOPMENT

Academy

1800 Atrisco Dr NW
Albuquerque, NM 87120
PHONE: 505-503-2465

Executive Financial Report

As of November 30, 2018

Financial Highlights

Key financial highlights are as follows:

- ATDA has a total of \$28,408.29 in negative fund balance among six funds. RfRs 2018-2019 Fiscal Quarter 1 have been requested and have been received.
- ATDA has spent 53% of total YTD expenditures on Instruction within the Operational fund. 53% of total YTD expenditures across all funds has been spent on Instruction.
- ATDA has spent 91% of Operational budget.
- ATDA had the necessary minimum cash reserve to maintain acceptable liquidity coming 2018-2019. However, cash should be monitored closely throughout this year for 2019-2020 budget.

Governing Council Action Items

- I. **BUDGET**
 - BAR 001-016-1819-0005-IB : Excellence in Teaching
 - BAR 001-016-1819-0006-I : Cash Balance 11000
 - BAR 001-016-1819-0007-I : Cash Balance 14000
 - BAR 001-016-1819-0008-D : Cash Balance 21000
 - BAR 001-016-1819-0009-D : Cash Balance 31600
 - BAR 001-016-1819-0011-I : Cash Balance 31701

- II. **FINANCIAL STATEMENT REPORTS AS OF NOVEMBER 30, 2018**
 - Balance Sheet Report
 - Statement of Revenues, Expenditures, and Changes in Fund Balance
 - Budget to Actual – Expenditure and Revenue

- IV. **BANK RECONCILIATION REPORT**
 - November 30, 2018


- V. **PAYROLL & ACCOUNTS PAYABLE PAYMENT VOUCHERS**
 - November 30, 2018

Overview of Financial Position and Operations

Balance Sheet:

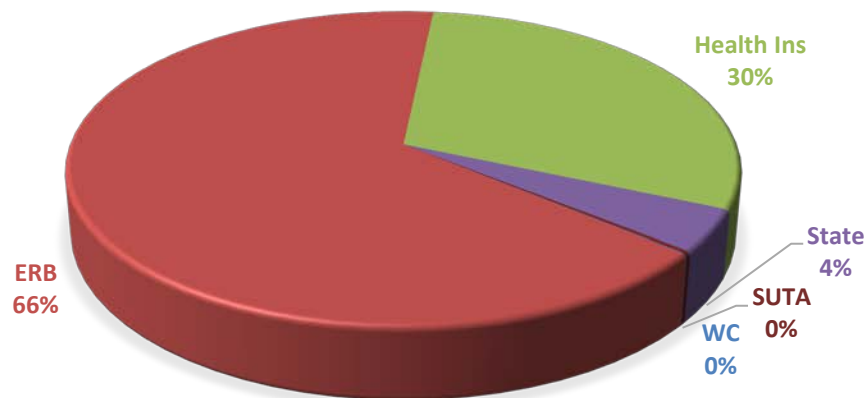
Albuquerque Talent Development Academy's only bank account reports the balance by fund totaling \$568,218.25 as of November 30, 2018. The Operational fund currently possesses approximately 45% of the cash of the schools funds.

NM BANK & TRUST



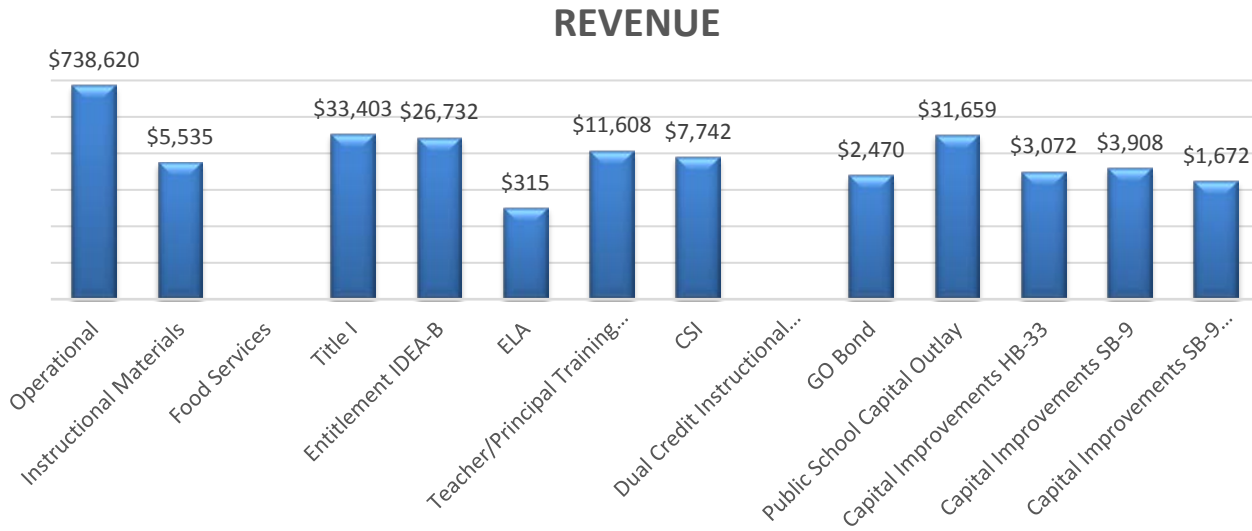
There are currently 5 different liability accounts of which the largest is ERB at 66%. The total amounts for the liability balance is \$38,526.43.

BREAKDOWN OF LIABILITIES

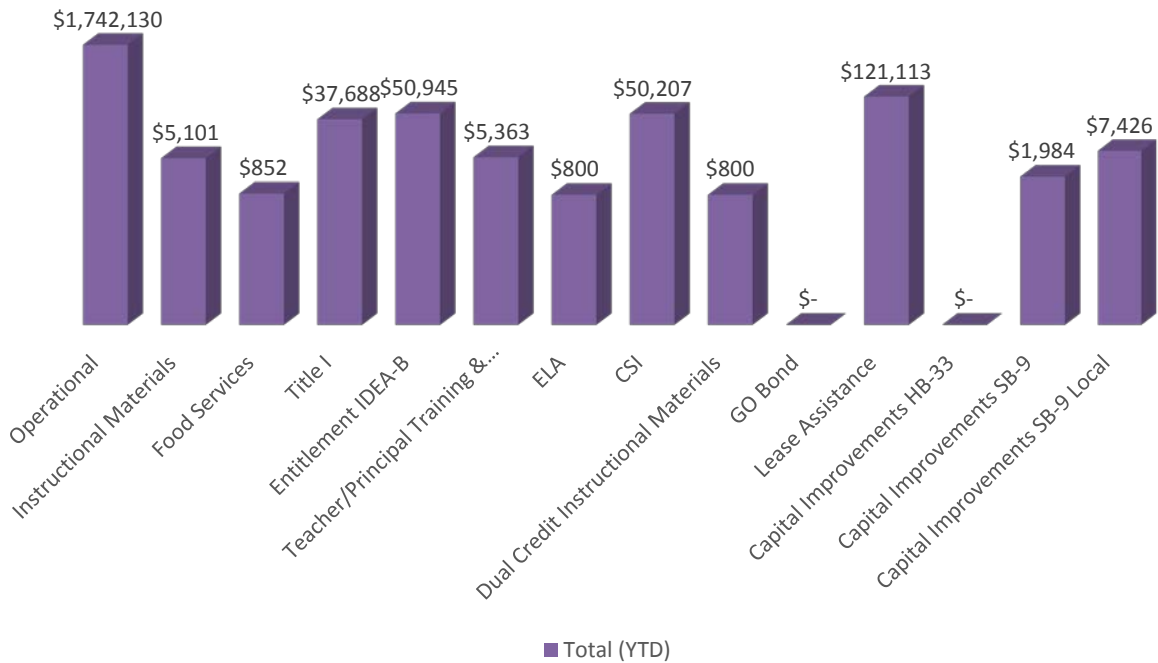


Income Statement:

Albuquerque Talent Development Academy is heavily dependent on revenue from the Operational fund, which accounts for 85% of total revenues received as of October 31, 2018.



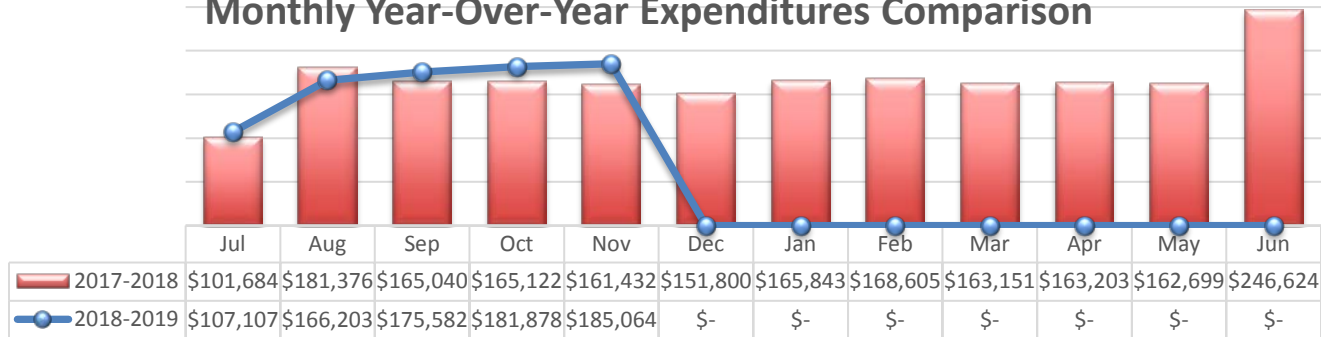
The majority of the expenditures were spent from the Operational fund at 86%.



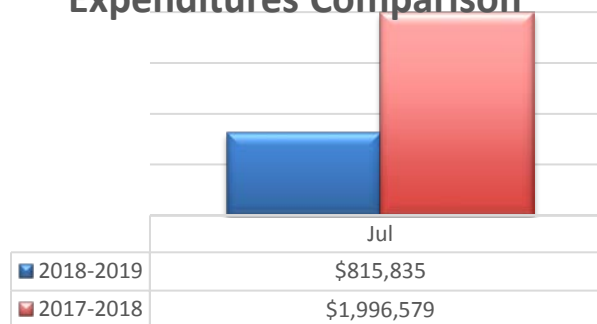
Expenditure Analytical Review

ATDA's monthly expenditures came in approximately \$24,000 more than last year's total monthly expenditures for November. \$14,095 is for Personnel Costs. We filled the Special Education Teacher position. Also, expenses for Professional/Technical Services increased approximately \$9,000. We paid the auditor \$9,320.40 in November this year and we also paid our membership to the New Mexico Coalition for Charter Schools in November this year.

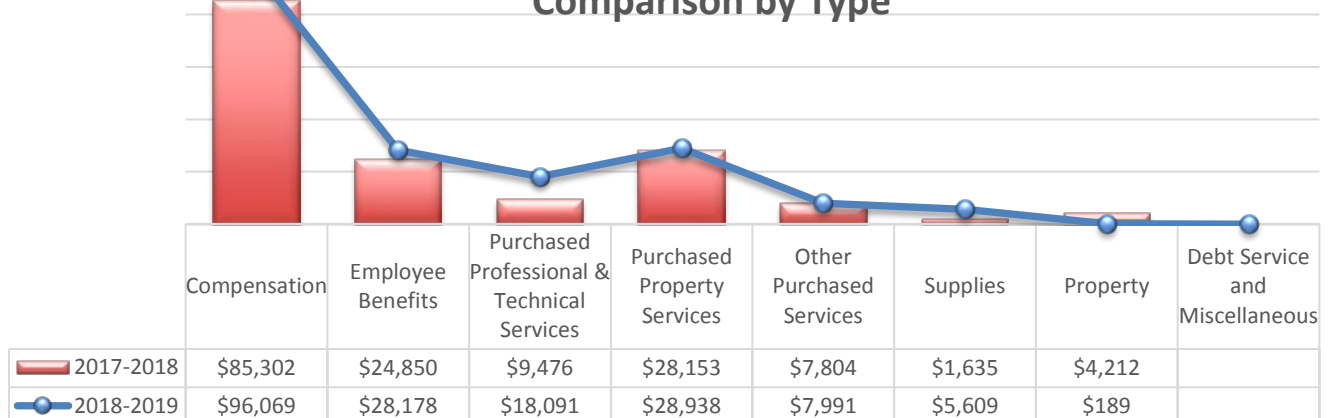
Monthly Year-Over-Year Expenditures Comparison



Total Year-Over-Year Expenditures Comparison

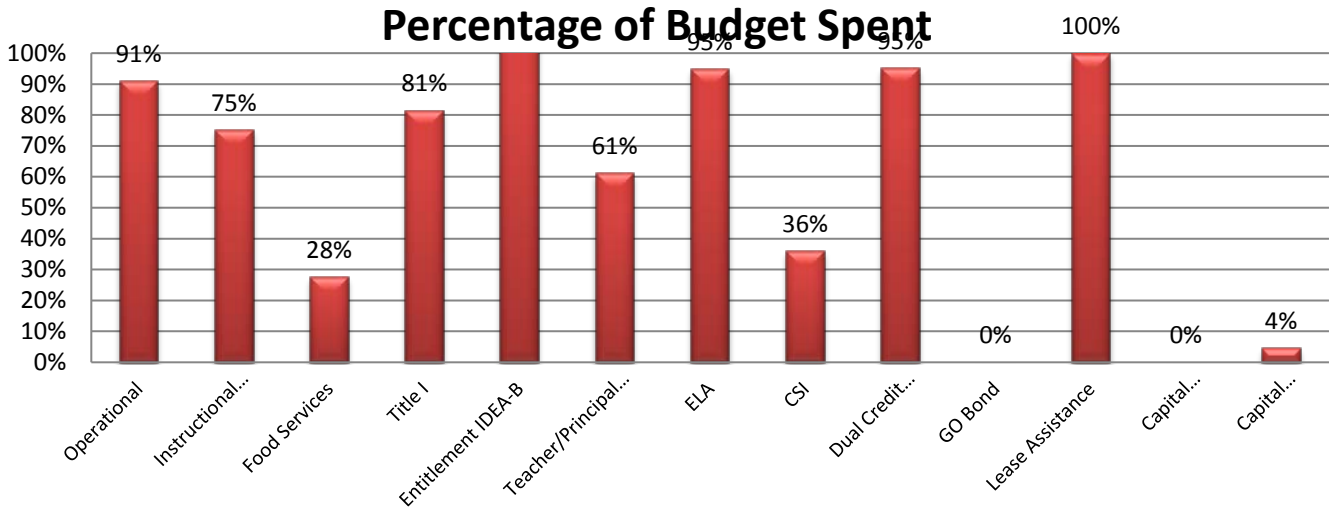


November Year-Over-Year Expenditures Comparison by Type

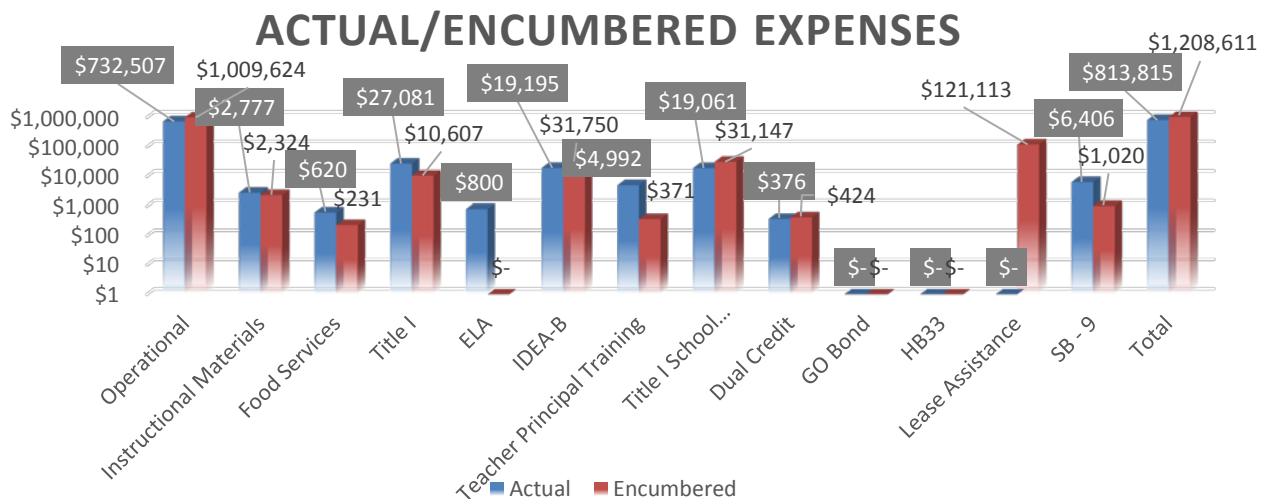


Budget to Actual:

Percentage of budget spent includes actual and encumbered expenses. The dollar amounts are indicated on the second graph. The breakdown for actual versus encumbered is indicated in the third graph below.

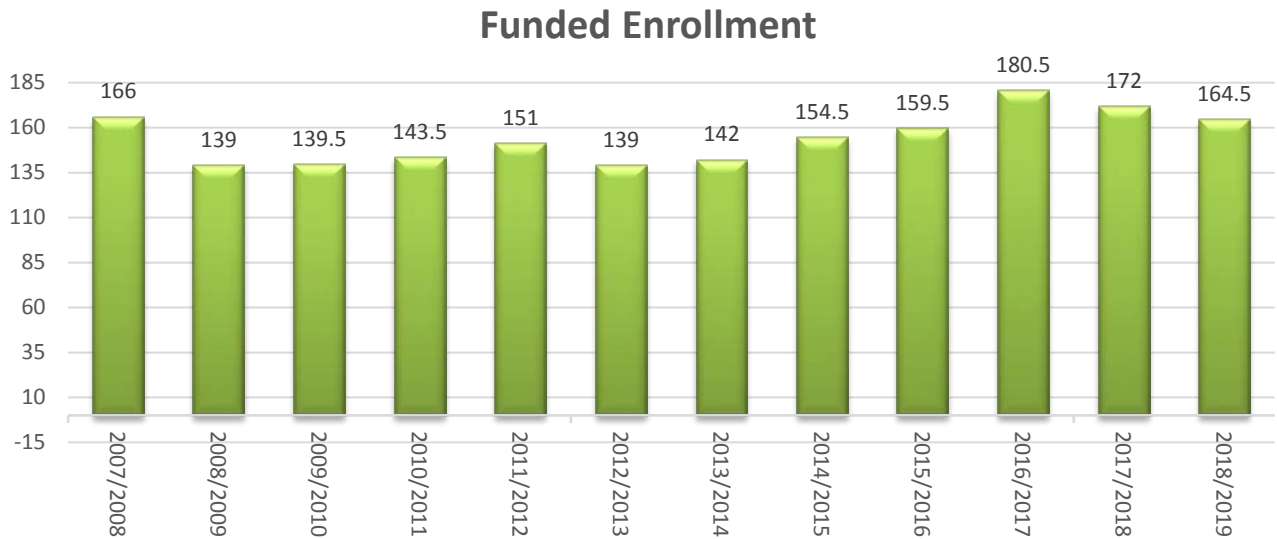


Fund	Revenues			Expenditures		
	Budget (YTD)	Actual (YTD)	Balance	Budget (YTD)	Actual (YTD)	Balance
Operational	\$ 1,721,799	\$ 738,620	\$ 983,179	\$ 1,915,799	\$ 1,742,130	\$ 173,669
Instructional Materials	\$ 5,508	\$ 5,535	\$ (27)	\$ 6,789	\$ 5,101	\$ 1,688
Food Service	0	0	\$ -	\$ 3,093	\$ 852	\$ 2,241
Title 1	\$ 46,255	\$ 33,403	\$ 12,852	\$ 46,255	\$ 37,688	\$ 8,567
ELA	\$ 845	\$ 315	\$ 531	\$ 845	\$ 800	\$ 45
IDEA - B	\$ 47,200	\$ 26,732	\$ 20,468	\$ 47,200	\$ 50,945	\$ (3,745)
Teacher Principal Training	\$ 8,780	\$ 11,608	\$ (2,828)	\$ 8,780	\$ 5,363	\$ 3,417
CSI	\$ 140,000	\$ 7,742	\$ 132,258	\$ 140,000	\$ 50,207	\$ 89,793
Dual Credit	\$ 842	\$ -	\$ 842	\$ 842	\$ 800	\$ 42
Literacy for Children	\$ 206	\$ 2,470	\$ (2,264)	\$ 206	\$ -	\$ 206
Lease Assistance	\$ 121,113	\$ 31,659	\$ 89,454	\$ 121,113	\$ 121,113	\$ -
HB-33	\$ -	\$ 3,072	\$ (3,072)	0	\$ -	\$ -
SB-9 (State Match)	\$ 4,309	\$ 3,908	\$ 401	\$ 4,309	\$ 1,984	\$ 2,325
SB-9	\$ 53,890	\$ 1,672	\$ 52,218	\$ 166,817	\$ 7,426	\$ 159,391
Total	\$ 2,150,747	\$ 866,735	\$ 1,284,012	\$ 2,462,048	\$ 2,024,410	\$ 437,638



Relevant Current Economic Factors, Decisions and Conditions

- ATDA is funded based on 164.5 students for 2018-2019.



Request for Information

This financial report is designed to provide various interested parties with a general overview of ATDA's finances. If you have any questions about this report or require additional information, contact ATDA's Finance Department as follows:

Whitney Galindo, Business Manager
(505) 503-2465
wgalindo@atdscs.org

Physical and Mailing Address:
1800 Atrisco Rd NW
Albuquerque, NM 87120