

ALBUQUERQUE TALENT DEVELOPMENT

Academy

1800 Atrisco Dr NW
Albuquerque, NM 87120
PHONE: 505-503-2465

Executive Financial Report

As of July 31, 2018

Financial Highlights

Key financial highlights are as follows:

- ATDA has a total of \$38,789.95 in negative fund balance among five funds. RfRs for 2017-2018 Q4 have been requested and RfRs for 2018-2019 Fiscal Quarter 1 will be requested in October.
- ATDA has spent 7% of total YTD expenditures on Instruction within the Operational fund. 14% of total YTD expenditures across all funds has been spent on Instruction. This does not include teacher salaries because those are paid in August.
- ATDA has spent 42% of Operational budget. Again, this does not yet include teacher salaries.
- ATDA had the necessary minimum cash reserve to maintain acceptable liquidity coming 2018-2019. However, cash should be monitored closely throughout this year for 2019-2020 budget.

Governing Council Action Items


- I. **BUDGET**
- II. **FINANCIAL STATEMENT REPORTS AS OF July 31, 2018**
 - Balance Sheet Report
 - Statement of Revenues, Expenditures, and Changes in Fund Balance
 - Budget to Actual – Expenditure and Revenue
- IV. **BANK RECONCILIATION REPORT**
 - July 31, 2018
- V. **PAYROLL & ACCOUNTS PAYABLE PAYMENT VOUCHERS**
 - July 31, 2018

Overview of Financial Position and Operations

Balance Sheet:

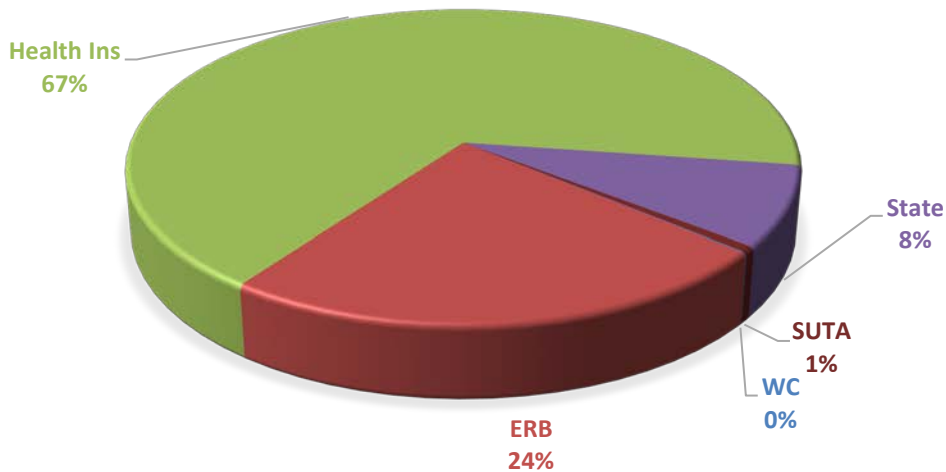
Albuquerque Talent Development Academy's only bank account reports the balance by fund totaling \$570,012.33 as of July 31, 2018. The Operational fund currently possesses approximately 47% of the cash of the schools funds.

NM BANK & TRUST



There are currently 5 different liabilities accounts of which the largest is Health Insurance at 67%. ERB, which is usually the largest payroll liability, only includes employees who worked in July. The total amounts for the liability balance is \$16,874.88.

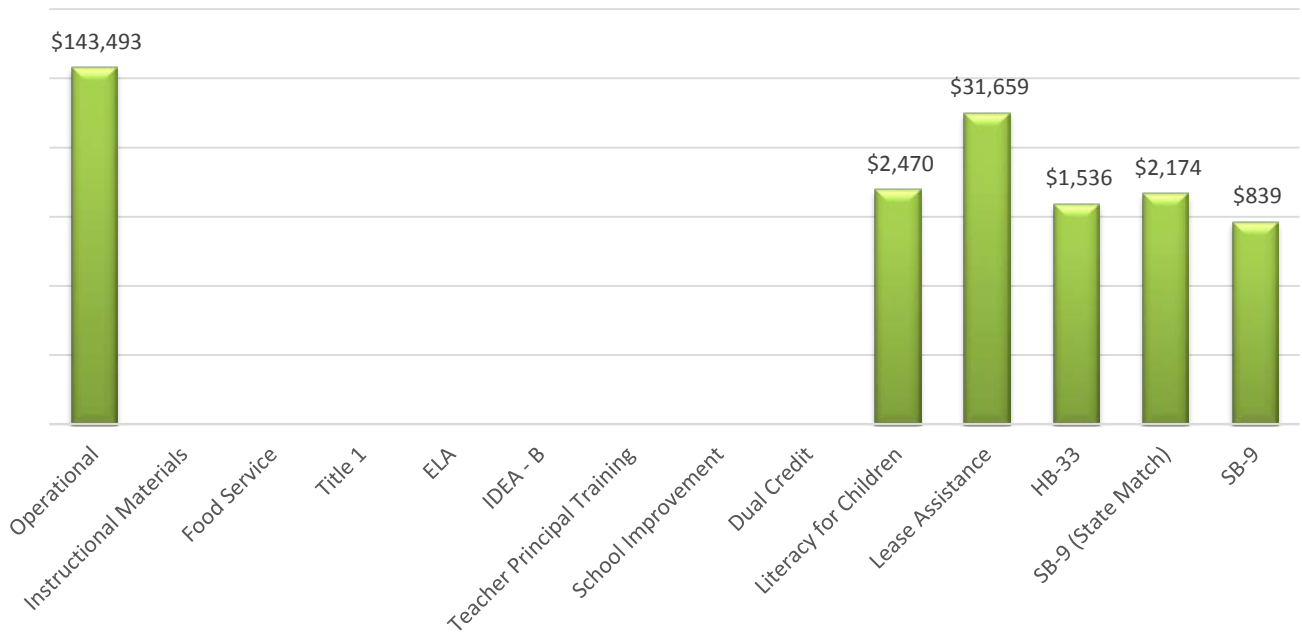
BREAKDOWN OF LIABILITIES



Income Statement:

Albuquerque Talent Development Academy is heavily dependent on revenue from the Operational fund, which accounts for 79% of total revenues.

Revenue



The majority of the expenditures were spent from the Operational fund at 92%.

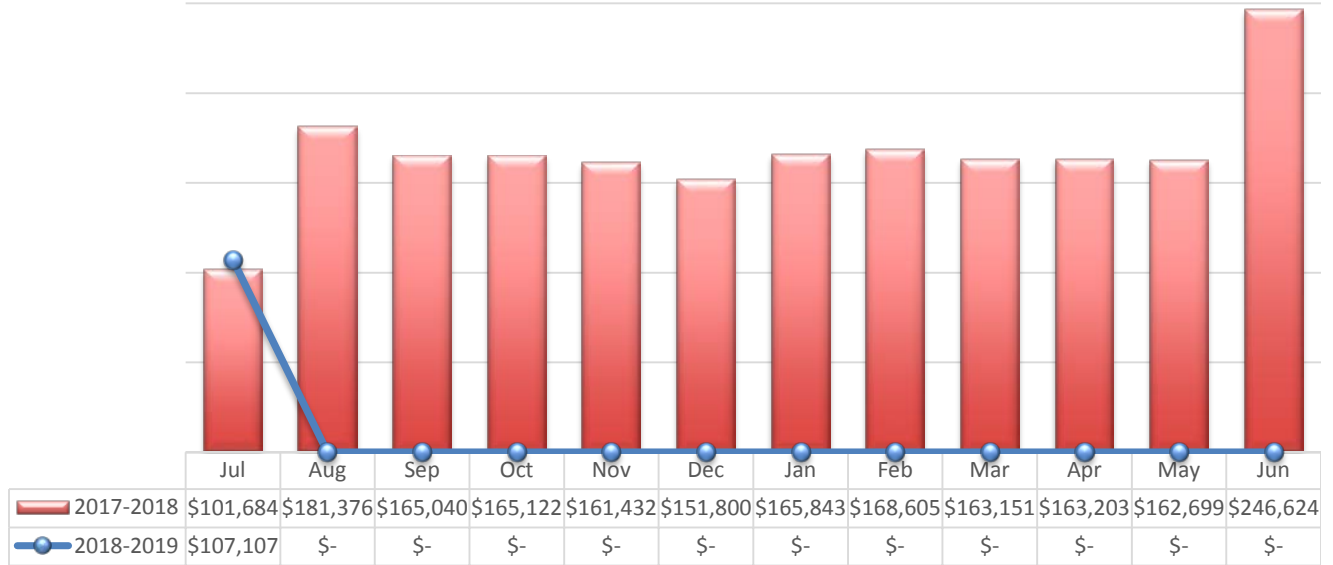
YTD Expenditures



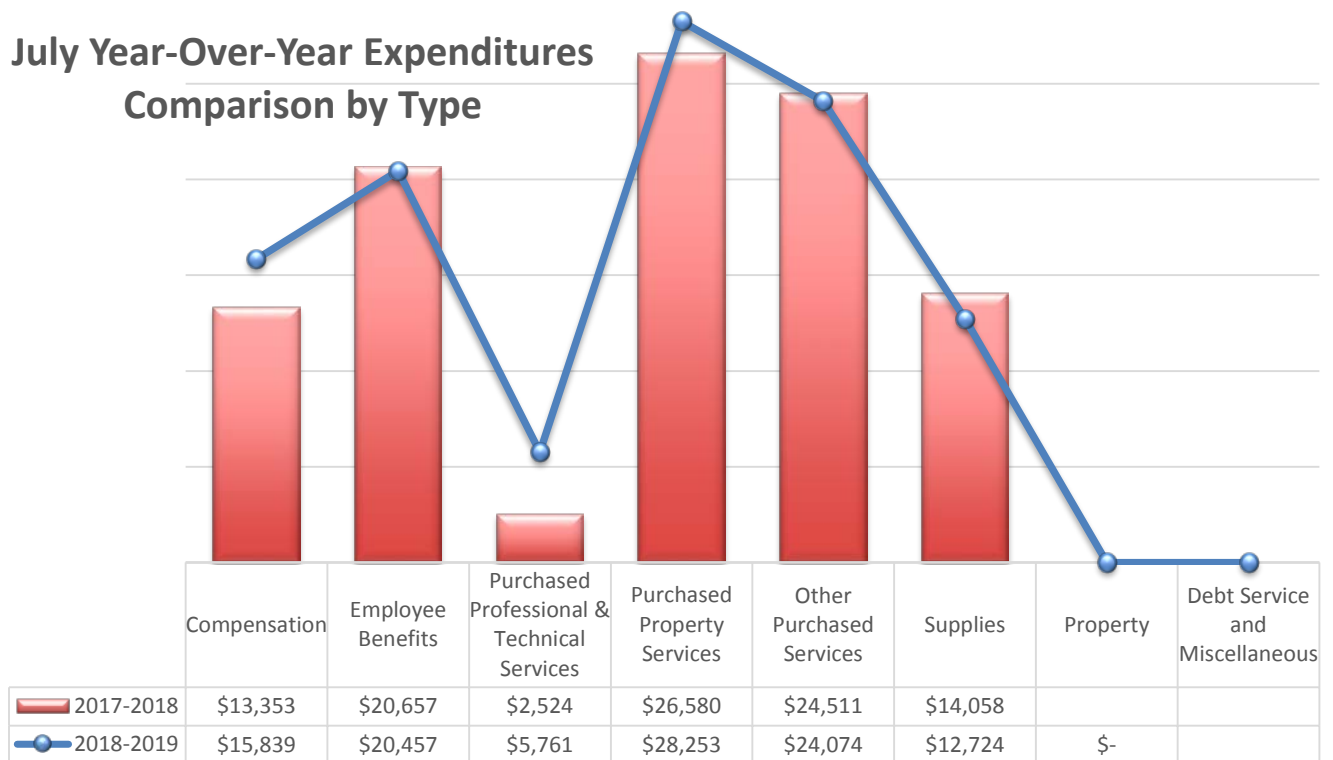
Expenditure Analytical Review

ATDA's monthly expenditures came in approximately \$5,400 more than last year's total monthly expenditures for July.

Monthly Year-Over-Year Expenditures Comparison

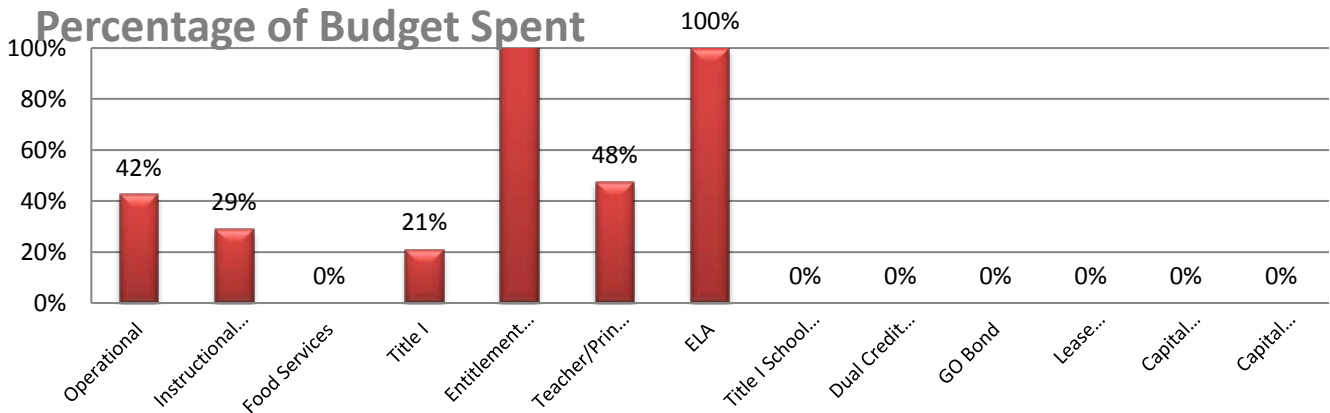


July Year-Over-Year Expenditures Comparison by Type



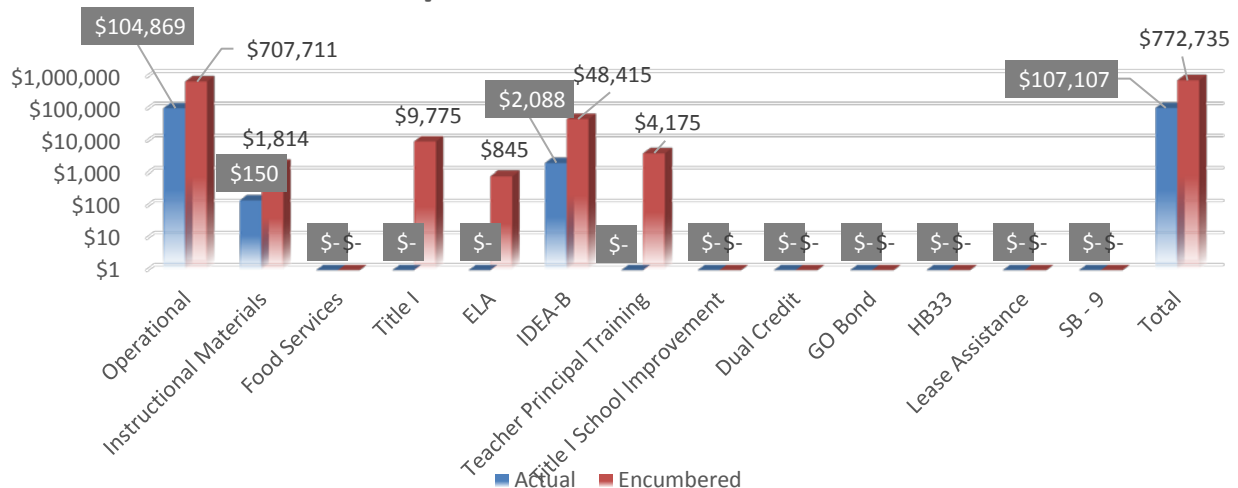
Budget to Actual:

Percentage of budget spent includes actual and encumbered expenses. The dollar amounts are indicated on the second graph. The breakdown for actual versus encumbered is indicated in the third graph below.



Fund	Revenues			Expenditures		
	Budget (YTD)	Actual (YTD)	Balance	Budget (YTD)	Actual (YTD)	Balance
Operational	\$ 1,721,799	\$ 143,493	\$ 1,578,306	\$ 1,915,799	\$ 812,581	\$ 1,103,218
Instructional Materials	\$ 5,508	\$ -	\$ 5,508	\$ 6,789	\$ 1,964	\$ 4,825
Food Service	0	0	\$ -	\$ 3,093	\$ -	\$ 3,093
Title 1	\$ 46,255	\$ -	\$ 46,255	\$ 46,255	\$ 9,775	\$ 36,480
ELA	\$ 845	\$ -	\$ 845	\$ 845	\$ 845	\$ -
IDEA - B	\$ 47,200	\$ -	\$ 47,200	\$ 47,200	\$ 50,503	\$ (3,303)
Teacher Principal Training	\$ 8,780	\$ -	\$ 8,780	\$ 8,780	\$ 4,175	\$ 4,605
School Improvement	0	0	\$ -	0	\$ -	\$ -
Dual Credit	0	0	\$ -	0	\$ -	\$ -
Literacy for Children	\$ -	\$ 2,470	\$ (2,470)	0	\$ -	\$ -
Lease Assistance	\$ -	\$ 31,659	\$ (31,659)	0	\$ -	\$ -
HB-33	\$ -	\$ 1,536	\$ (1,536)	0	\$ -	\$ -
SB-9 (State Match)	\$ 4,309	\$ 2,174	\$ 2,135	\$ 4,309	\$ 1,886	\$ 2,423
SB-9	\$ 53,890	\$ 839	\$ 53,051	\$ 166,817	\$ -	\$ 166,817
Total	\$ 1,888,586	\$ 182,170	\$ 1,706,416	\$ 2,199,887	\$ 881,728	\$ 1,318,159

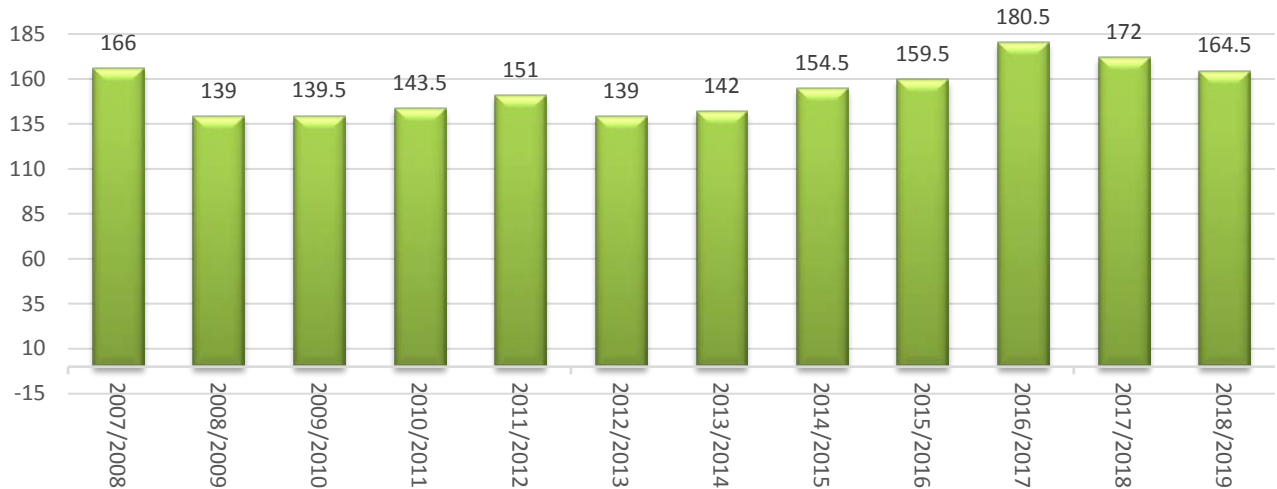
ACTUAL/ENCUMBERED EXPENSES



Relevant Current Economic Factors, Decisions and Conditions

- ATDA is funded based on 172 students for 2017-2018.
- We will be funded based on 164.5 students going into 2018-2019.
- PSFA will keep our Lease Reimbursement flat for this year.

Funded Enrollment



Request for Information

This financial report is designed to provide various interested parties with a general overview of ATDA's finances. If you have any questions about this report or require additional information, contact ATDA's Finance Department as follows:

Whitney Galindo, Business Manager
(505) 503-2465
wgalindo@atdscs.org

Physical and Mailing Address:
1800 Atrisco Rd NW
Albuquerque, NM 87120